



Baltus House

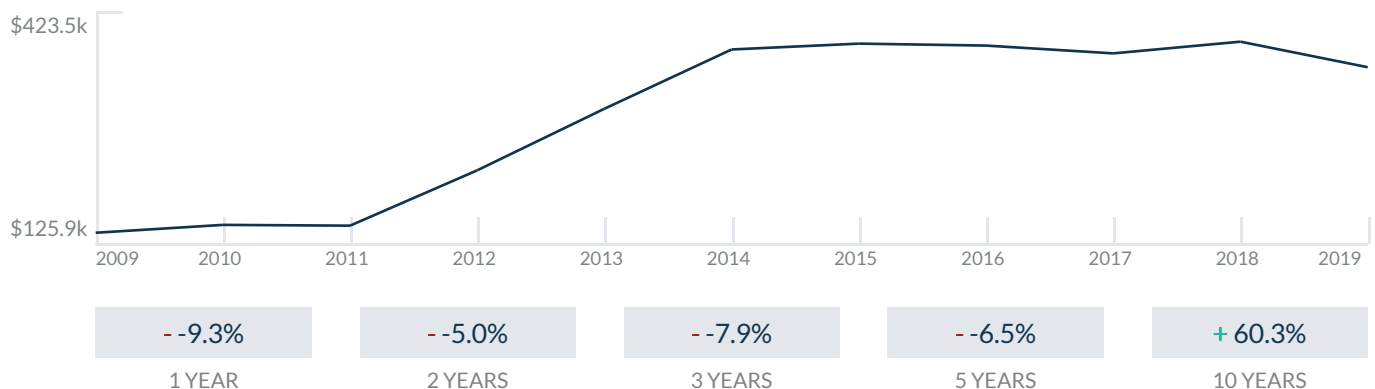
4250 Biscayne Boulevard
Miami, FL 33137

Every month we compile this comprehensive market report focus on Baltus House in this convenient and easy to read format. Our data comes from more than six different sources including MLS Associations, County Offices and Financial Institutions. Get this report for free every month on our website baltushousecondosforsale.com.

Property Stats

POSTAL CODE 33137

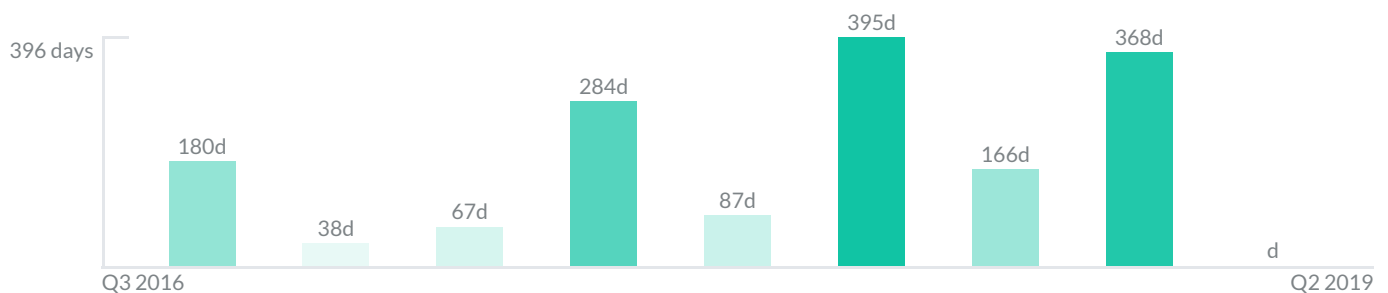
The property stats graph represents the median price evolution since ten years in your postal code area.



Similar Properties

DAYS ON THE MARKET

Everyday 3 months we monitor how many days it takes for similar properties to be sold. This is also a good indicator to know when to buy or sale!



Mortgage Rates

PER YEAR

Understanding mortgage economics is important when you want to buy with a loan. Below is the historical yearly average mortgage rates in the Unites States retrieved from Freddie Mac©

30 YEARS FIXED 4.4%



15 YEARS FIXED 3.9%



5/1-YEAR ADJUSTABLE 3.9%



Schools

CLOSEST

Having good schools nearby is important if you have kids or plan to rent or sell your home. Ratings are retrieved from the leading independent and nonprofit GreatSchools©

ELEMENTARY SCHOOL	MIDDLE SCHOOL	HIGH SCHOOL
BridgePrep Academy	De Hostos Youth Leadership Academy	Senior High School
5/10	1/10	10/10

Insights

IN BALTUS HOUSE




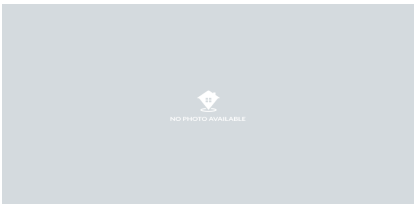

Below the average listing prices of available unit per property type.



Activity

SOLD OR RENTED

Below the latest transactions reported by the local MLS Association for Baltus House

 <p>\$2,500</p> <p>UNIT 1119</p> <p>RENTED JAN 2019</p> <p>2 Bathrooms, 2 Bedrooms</p>	 <p>\$2,250</p> <p>UNIT 2</p> <p>RENTED APR 2019</p> <p>1 Bathroom, 2 Bedrooms</p>	 <p>\$1,800</p> <p>UNIT 905</p> <p>RENTED MAR 2019</p> <p>1 Bathroom, 1 Bedroom</p>
 <p>\$409,000</p> <p>UNIT 108</p> <p>SOLD APR 2019</p> <p>1 Bathroom, 1 Bedroom</p>	 <p>\$3,950</p> <p>UNIT</p> <p>RENTED MAR 2019</p> <p>2 Bathrooms, 3 Bedrooms</p>	 <p>\$1,250</p> <p>UNIT 4410</p> <p>RENTED MAR 2019</p> <p>1 Bathroom, 1 Bedroom</p>

Sold

LAST 20 PROPERTIES SOLD IN BALTUS HOUSE

Unit	Price	Beds/Baths	\$/Sqft	Sqft	Buying Date	Days on Market
108	\$409,000	1/1	\$423.8	965	Apr 2019	N/A
101	\$359,100	1/1	\$409.5	877	Mar 2019	368
1103	\$245,000	0/1	\$505.2	485	Oct 2018	289
906	\$225,000	0/1	\$461.1	488	Oct 2018	43
1406	\$213,000	0/1	\$394.4	540	Sep 2018	613
910	\$195,000	0/1	\$413.1	472	Jul 2018	176
1607	\$530,000	3/2	\$368.6	1,438	Feb 2018	122
711	\$300,000	1/1	\$463.0	648	Jan 2018	51
1118	\$475,000	2/2	\$465.7	1,020	Jul 2017	284
1614	\$260,000	1/1	\$382.4	680	Jun 2017	35
1105	\$299,900	1/1	\$405.3	740	Apr 2017	98
510	\$225,000	0/1	\$432.7	520	Mar 2017	38
1415	\$315,000	1/1	\$450.0	700	Aug 2016	314
1002	\$570,000	2/2	\$546.0	1,044	Aug 2016	46

Rented

LAST 20 PROPERTIES RENTED IN BALTUS HOUSE

Unit	Price	Beds/Baths	\$/Sqft	Sqft	Rented Date	Days on Market
4410	\$1,250	1/1	\$2.3	550	Apr 2019	10
1408	\$1,950	1/1	\$2.5	790	Apr 2019	76
1404	\$1,900	1/1	\$2.6	740	Apr 2019	95
502	\$2,300	2/2	\$2.2	1,044	Apr 2019	43
808	\$2,300	1/1	\$3.2	730	Mar 2019	45
1211	\$1,700	1/1	\$2.4	700	Mar 2019	56
1512	\$1,900	1/1	N/A	N/A	Feb 2019	44
1617	\$2,300	2/2	\$2.3	988	Feb 2019	244
1109	\$2,100	1/1	\$2.9	733	Feb 2019	39
1518	\$2,400	2/2	N/A	N/A	Dec 2018	162
1206	\$1,850	0/1	\$3.6	520	Dec 2018	41
903	\$1,650	0/1	\$3.2	520	Dec 2018	103
910	\$1,600	0/1	\$3.4	472	Nov 2018	11
1114	\$1,800	1/1	\$2.9	616	Nov 2018	7
1011	\$1,800	1/1	\$2.8	648	Nov 2018	53
1616	\$2,700	2/2	\$2.5	1,060	Nov 2018	13
N/A	\$1,975	1/1	N/A	N/A	Oct 2018	34
1516	\$2,500	2/2	\$2.5	999	Oct 2018	38
706	\$1,650	0/1	\$3.4	488	Oct 2018	80
712	\$1,900	1/1	\$3.0	640	Sep 2018	91

Currently Listed

ACTIVE LISTINGS 1/4

Unit	Price	Beds/Baths	\$/Sqft	Sqft	Listing Date	Owner
N/A	\$298,000	1/1	\$425.7	700	Oct 2015	N/A
N/A	\$585,000	2/2	\$573.5	1020	Sep 2016	N/A
N/A	\$25,000/mth	5/6	\$4.5	5579	Apr 2019	N/A
N/A	\$50,000/mth	6/7	\$7.1	7002	May 2019	N/A
N/A	\$2,850/mth	3/2	\$1.9	1472	May 2019	N/A
104	\$788,053	2/2	\$439.3	1794	Mar 2018	N/A
105	\$649,000	2/2	\$394.5	1645	Mar 2019	N/A
107	\$649,000	2/2	\$459.0	1414	Jan 2019	N/A
109	\$699,000	2/2	\$389.6	1794	Mar 2019	N/A
201	\$359,000	1/1	\$409.4	877	Apr 2019	N/A
205	\$739,990	2/2	\$449.8	1645	Aug 2018	N/A
206	\$725,000	2/2	\$440.7	1645	Mar 2019	N/A
207	\$799,000	2/2	\$445.4	1794	Mar 2019	N/A
302	\$1,199,000	3/3	\$536.2	2236	Mar 2019	N/A
304	\$890,000	2/2	\$496.1	1794	Oct 2018	N/A
305	\$878,000	2/2	\$533.7	1645	Mar 2018	N/A
307	\$749,000	3/3	\$438.0	1710	Apr 2019	N/A
311	\$929,000	2/2	\$518.4	1792	Aug 2018	N/A
312	\$909,260	2/2	\$506.8	1794	Mar 2018	N/A
313	\$675,000	3/3	\$457.6	1475	Mar 2019	N/A

Currently Listed

ACTIVE LISTINGS 2/4

Unit	Price	Beds/Baths	\$/Sqft	Sqft	Listing Date	Owner
402	\$555,000	2/2	\$482.6	1150	May 2018	N/A
507	\$1,600/mth	0/1	\$2.6	610	Apr 2019	N/A
509	\$319,900	1/1	\$404.9	790	Mar 2017	N/A
609	\$280,000	1/1	\$384.6	728	Mar 2019	N/A
612	\$289,999	1/1	\$453.1	640	Apr 2019	N/A
707	\$315,000	1/1	\$421.7	747	Apr 2019	N/A
712	\$295,000	1/1	\$460.9	640	Mar 2018	N/A
806	\$219,000	0/1	\$448.8	488	Jan 2019	N/A
810	\$255,000	0/1	\$540.3	472	Aug 2018	BIS BAL LLC C...
815	\$339,000	1/1	\$484.3	700	Jan 2019	N/A
816	\$429,000	2/2	\$429.4	999	Jan 2019	N/A
817	\$2,400/mth	2/2	\$2.4	988	Dec 2018	N/A
819	\$590,000	2/2	\$590.0	1000	Feb 2019	N/A
902	\$525,000	2/2	\$502.9	1044	Jul 2018	SILALE LLC C/...
905	\$299,000	1/1	\$404.1	740	Apr 2018	JORGE LUIS P...
906	\$245,000	0/1	\$502.0	488	Apr 2019	N/A
914	\$290,000	1/1	\$470.8	616	Apr 2019	N/A
916	\$2,500/mth	2/2	\$2.5	999	May 2019	N/A
917	\$2,400/mth	2/2	\$2.4	988	Oct 2018	N/A
918	\$479,000	2/2	\$469.6	1020	Aug 2018	CARLOS ZAM...

Currently Listed

ACTIVE LISTINGS 3/4

Unit	Price	Beds/Baths	\$/Sqft	Sqft	Listing Date	Owner
918	\$2,550/mth	2/2	\$2.7	951	Mar 2019	N/A
1001	\$629,000	2/2	\$592.3	1062	May 2019	N/A
1001	\$2,750/mth	2/2	\$2.6	1062	May 2019	N/A
1004	\$395,000	1/1	\$533.8	740	Jun 2017	NUBIA ORNEL...
1005	\$349,900	1/1	\$472.8	740	Apr 2017	N/A
1006	\$1,675/mth	0/1	\$3.4	488	Jan 2019	N/A
1106	\$227,000	0/1	\$465.2	488	Mar 2019	N/A
1106	\$1,600/mth	0/1	\$3.1	520	Mar 2019	N/A
1116	\$2,600/mth	2/2	N/A	N/A	Jan 2019	N/A
1402	\$2,900/mth	2/2	\$2.3	1266	Apr 2019	N/A
1405	\$390,000	2/1	\$557.1	700	Jul 2018	N/A
1405A	\$2,250/mth	2/1	\$2.5	896	Jan 2019	N/A
1405M	\$2,600/mth	2/1	\$2.9	896	Jan 2019	N/A
1416	\$589,999	2/2	\$421.4	1400	Apr 2019	N/A
1505	\$525,000	2/2	\$443.8	1183	Nov 2018	N/A
1514	\$300,000	1/1	\$487.0	616	Dec 2018	N/A
1516	\$599,000	2/2	N/A	N/A	Jul 2017	N/A
1517	\$549,000	2/2	\$555.7	988	Nov 2017	N/A
1605	\$3,100/mth	2/2	\$2.6	1183	Apr 2019	N/A
1609	\$689,000	2/2	\$546.4	1261	Jun 2017	N/A

Currently Listed

ACTIVE LISTINGS 4/4

Unit	Price	Beds/Baths	\$/Sqft	Sqft	Listing Date	Owner
1617	\$447,400	2/2	\$452.8	988	Aug 2018	N/A
1618	\$665,000	2/2	\$699.3	951	Nov 2017	OSCAR QUIJA...