



Baltus House

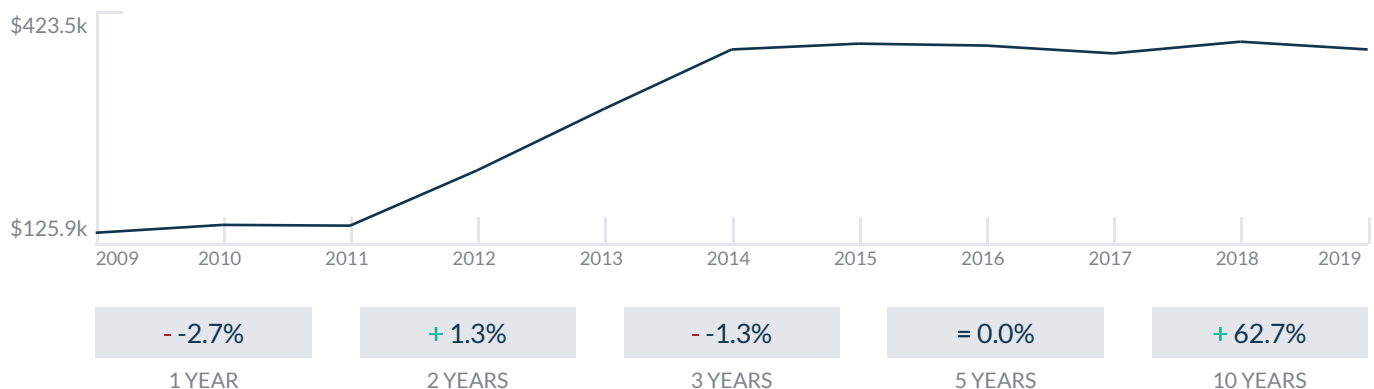
4250 Biscayne Boulevard
Miami, FL 33137

Every month we compile this comprehensive market report focus on Baltus House in this convenient and easy to read format. Our data comes from more than six different sources including MLS Associations, County Offices and Financial Institutions. Get this report for free every month on our website baltushousecondosforsale.com.

Property Stats

POSTAL CODE 33137

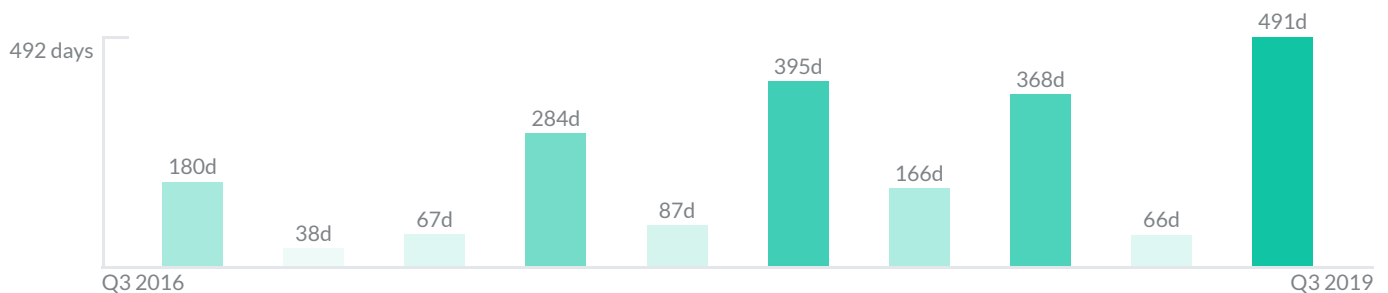
The property stats graph represents the median price evolution since ten years in your postal code area.



Similar Properties

DAYS ON THE MARKET

Everyday 3 months we monitor how many days it takes for similar properties to be sold. This is also a good indicator to know when to buy or sale!

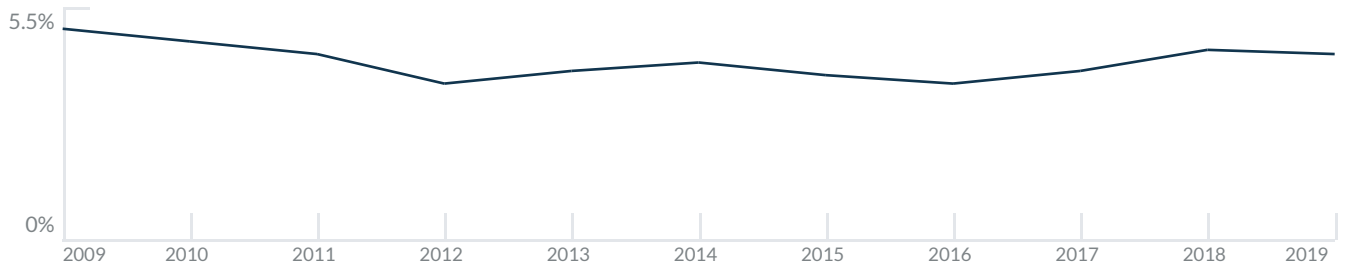


Mortgage Rates

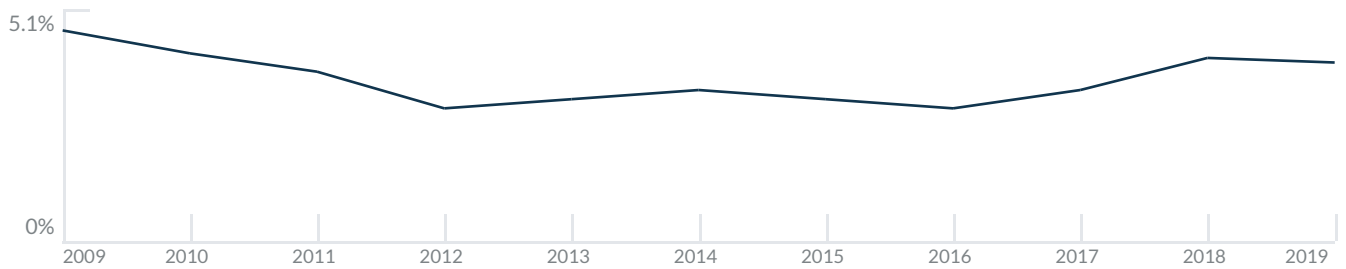
PER YEAR

Understanding mortgage economics is important when you want to buy with a loan. Below is the historical yearly average mortgage rates in the Unites States retrieved from Freddie Mac©

30 YEARS FIXED 4.4%



15 YEARS FIXED 3.9%



5/1-YEAR ADJUSTABLE 3.9%



Schools

CLOSEST

Having good schools nearby is important if you have kids or plan to rent or sell your home. Ratings are retrieved from the leading independent and nonprofit GreatSchools©

ELEMENTARY SCHOOL	MIDDLE SCHOOL	HIGH SCHOOL
BridgePrep Academy	De Hostos Youth Leadership Academy	Senior High School
5/10	1/10	10/10

Insights

IN BALTUS HOUSE

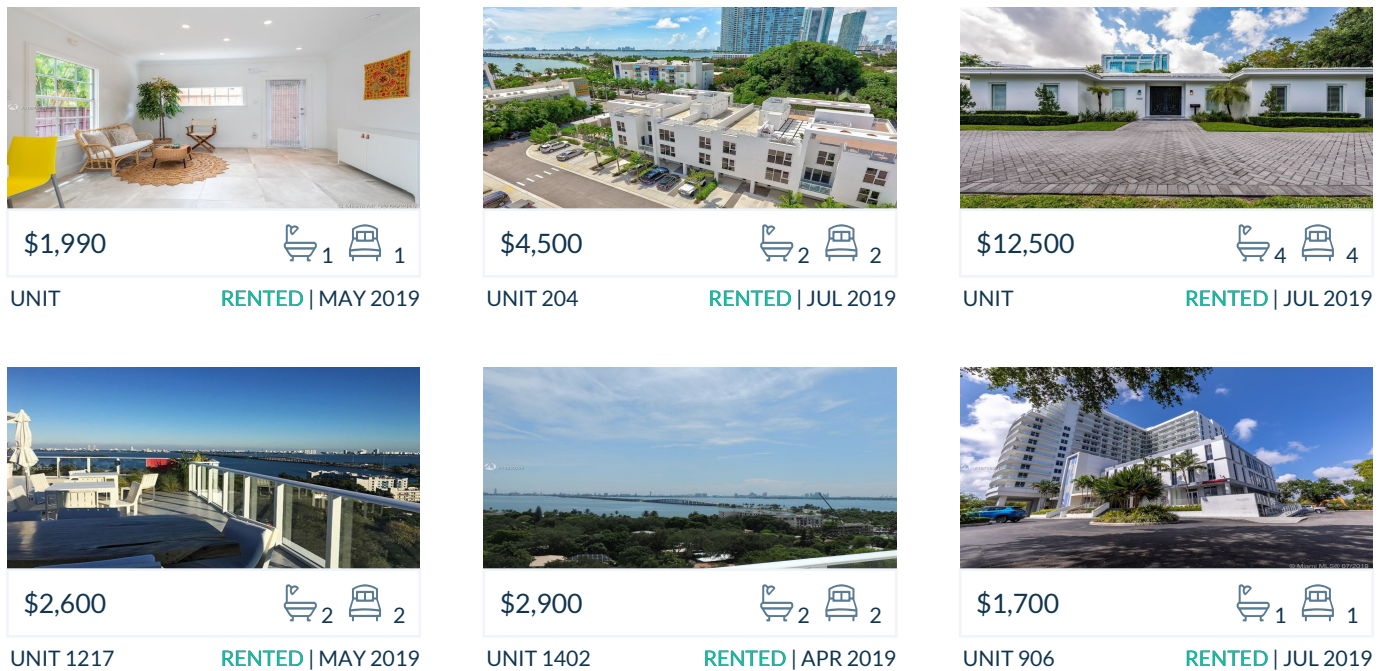
Below the average listing prices of available unit per property type.



Activity

SOLD OR RENTED

Below the latest transactions reported by the local MLS Association for Baltus House



Sold

LAST 20 PROPERTIES SOLD IN BALTUS HOUSE

Unit	Price	Beds/Baths	\$/Sqft	Sqft	Buying Date	Days on Market
312	\$909,260	2/2	\$506.8	1,794	Jul 2019	491
206	\$725,000	2/2	\$440.7	1,645	Jun 2019	68
105	\$649,000	2/2	\$394.5	1,645	May 2019	63
108	\$409,000	1/1	\$423.8	965	Apr 2019	N/A
101	\$359,100	1/1	\$409.5	877	Mar 2019	368
1103	\$245,000	0/1	\$505.2	485	Oct 2018	289
906	\$225,000	0/1	\$461.1	488	Oct 2018	43
1406	\$213,000	0/1	\$394.4	540	Sep 2018	613
910	\$195,000	0/1	\$413.1	472	Jul 2018	176
1607	\$530,000	3/2	\$368.6	1,438	Feb 2018	122
711	\$300,000	1/1	\$463.0	648	Jan 2018	51
1118	\$475,000	2/2	\$465.7	1,020	Jul 2017	284
1614	\$260,000	1/1	\$382.4	680	Jun 2017	35
1105	\$299,900	1/1	\$405.3	740	Apr 2017	98
510	\$225,000	0/1	\$432.7	520	Mar 2017	38
1415	\$315,000	1/1	\$450.0	700	Aug 2016	314
1002	\$570,000	2/2	\$546.0	1,044	Aug 2016	46

Rented

LAST 20 PROPERTIES RENTED IN BALTUS HOUSE

Unit	Price	Beds/Baths	\$/Sqft	Sqft	Rented Date	Days on Market
N/A	\$1,990	1/1	\$3.5	569	Aug 2019	79
204	\$4,500	2/2	\$2.5	1,794	Aug 2019	19
N/A	\$12,500	4/4	\$3.1	4,000	Aug 2019	39
1217	\$2,600	2/2	\$2.5	1,060	Aug 2019	65
1402	\$2,900	2/2	\$2.3	1,266	Aug 2019	83
906	\$1,700	1/1	\$3.5	488	Aug 2019	21
1605	\$2,700	2/2	\$2.3	1,183	Jul 2019	95
N/A	\$5,200	3/2	\$3.5	1,506	Jul 2019	16
912	\$1,950	1/1	N/A	N/A	Jul 2019	56
1405A	\$2,250	2/1	\$2.5	896	Jul 2019	189
918	\$2,550	2/2	\$2.7	951	Jul 2019	99
N/A	\$50,000	6/7	\$7.1	7,002	Jul 2019	65
811	\$1,700	1/1	\$2.6	648	Jun 2019	12
916	\$2,500	2/2	\$2.5	999	Jun 2019	19
N/A	\$14,500	6/6	\$2.6	5,661	Jun 2019	29
4414	\$1,325	1/1	\$2.4	550	Jun 2019	27
819	\$2,500	2/2	\$2.5	1,000	Jun 2019	86
1001	\$2,750	2/2	\$2.6	1,062	Jun 2019	35
507	\$1,600	0/1	\$2.6	610	Jun 2019	51
1106	\$1,600	0/1	\$3.1	520	Jun 2019	66

Currently Listed

ACTIVE LISTINGS 1/4

Unit	Price	Beds/Baths	\$/Sqft	Sqft	Listing Date	Owner
N/A	\$298,000	1/1	\$425.7	700	Oct 2015	N/A
N/A	\$25,000/mth	5/6	\$4.2	5887	Apr 2019	N/A
Rear	\$850/mth	1/1	N/A	N/A	May 2019	N/A
N/A	\$12,000/mth	5/3	\$3.6	3360	Jul 2019	N/A
N/A	\$8,000/mth	4/3	\$2.6	3100	Jul 2019	N/A
N/A	\$2,000/mth	2/1	\$1.8	1096	Jul 2019	N/A
N/A	\$3,200/mth	2/1	\$2.4	1308	Jul 2019	N/A
N/A	\$3,375/mth	3/2	\$2.5	1352	Jul 2019	N/A
N/A	\$9,000/mth	3/3	\$3.1	2879	Aug 2019	N/A
1	\$1,800/mth	2/1	\$1.1	1690	Aug 2019	N/A
3	\$1,150/mth	0/1	N/A	N/A	Aug 2019	N/A
104	\$788,053	2/2	\$439.3	1794	Mar 2018	N/A
106	\$1,250,000	3/2	\$488.1	2561	Jun 2019	N/A
107	\$649,000	2/2	\$459.0	1414	Jan 2019	N/A
109	\$699,000	2/2	\$389.6	1794	Mar 2019	N/A
201	\$359,000	1/1	\$409.4	877	Apr 2019	N/A
205	\$4,000/mth	2/2	\$2.4	1645	Aug 2019	N/A
207	\$799,000	2/2	\$445.4	1794	Mar 2019	N/A
301	\$582,000	2/2	\$500.9	1162	Jun 2019	N/A
302	\$1,199,000	3/2	\$536.2	2236	Mar 2019	N/A

Currently Listed

ACTIVE LISTINGS 2/4

Unit	Price	Beds/Baths	\$/Sqft	Sqft	Listing Date	Owner
304	\$890,000	2/2	\$496.1	1794	Oct 2018	N/A
305	\$878,000	2/2	\$533.7	1645	Mar 2018	N/A
309	\$5,000/mth	2/2	\$2.8	1794	Aug 2019	N/A
311	\$929,000	2/2	\$518.4	1792	Aug 2018	N/A
509	\$319,900	1/1	\$404.9	790	Mar 2017	N/A
509	\$1,850/mth	1/1	\$2.5	728	Aug 2019	N/A
610	\$1,650/mth	0/1	\$3.5	472	Jul 2019	N/A
707	\$315,000	1/1	\$421.7	747	Apr 2019	N/A
712	\$295,000	1/1	\$460.9	640	Mar 2018	N/A
801	\$648,989	2/2	\$611.1	1062	Aug 2019	N/A
802	\$648,989	2/2	\$621.6	1044	Aug 2019	N/A
803	\$1,645/mth	0/1	\$3.4	485	Aug 2019	N/A
806	\$199,000	0/1	\$407.8	488	Jan 2019	N/A
810	\$255,000	0/1	\$540.3	472	Aug 2018	BIS BAL LLC C...
811	\$292,000	1/1	\$450.6	648	May 2019	N/A
816	\$415,000	2/2	\$415.4	999	Jan 2019	N/A
819	\$590,000	2/2	\$590.0	1000	Feb 2019	N/A
902	\$485,000	2/2	\$464.6	1044	Jun 2019	N/A
902	\$3,200/mth	2/2	\$3.1	1044	Aug 2019	N/A
905	\$299,000	1/1	\$404.1	740	Apr 2018	JORGE LUIS P...

Currently Listed

ACTIVE LISTINGS 3/4

Unit	Price	Beds/Baths	\$/Sqft	Sqft	Listing Date	Owner
906	\$234,000	0/1	\$479.5	488	Aug 2019	N/A
914	\$290,000	1/1	\$470.8	616	Apr 2019	N/A
918	\$479,000	2/2	\$469.6	1020	Aug 2019	N/A
1001	\$629,000	2/2	\$592.3	1062	May 2019	N/A
1004	\$395,000	1/1	\$533.8	740	Jun 2017	NUBIA ORNEL...
1005	\$329,900	1/1	\$445.8	740	Apr 2017	N/A
1006	\$1,650/mth	0/1	\$3.4	488	Aug 2019	N/A
1006	\$230,000	0/1	\$471.3	488	Aug 2019	N/A
1018	\$585,000	2/2	\$615.1	951	Aug 2019	N/A
1103	\$1,700/mth	0/1	\$3.5	485	Jun 2019	N/A
1106	\$215,000	0/1	\$440.6	488	Mar 2019	N/A
1115	\$1,850/mth	1/1	\$2.9	640	Jul 2019	N/A
1207	\$1,800/mth	1/1	\$2.4	747	May 2019	N/A
1210	\$1,650/mth	0/1	\$2.5	650	Aug 2019	N/A
1216	\$2,400/mth	2/2	\$2.4	999	Aug 2019	N/A
1401	\$4,000/mth	3/2	\$2.5	1606	Jun 2019	N/A
1405	\$390,000	2/1	\$557.1	700	Jul 2018	N/A
1405M	\$2,450/mth	2/1	\$2.7	900	Jan 2019	N/A
1405	\$2,300/mth	2/1	\$2.6	900	Jun 2019	N/A
1505	\$525,000	2/2	\$443.8	1183	Nov 2018	N/A

Currently Listed

ACTIVE LISTINGS 4/4

Unit	Price	Beds/Baths	\$/Sqft	Sqft	Listing Date	Owner
1508	\$2,300/mth	1/1	\$2.9	790	Aug 2019	N/A
1516	\$599,000	2/2	\$599.6	999	Jul 2017	N/A
1517	\$529,000	2/2	\$535.4	988	Nov 2017	N/A
1602	\$4,200/mth	3/2	\$1.8	2352	Jul 2019	N/A
1602	\$995,000	3/2	\$423.0	2352	Jul 2019	N/A
1609	\$689,000	2/2	\$546.4	1261	Jun 2019	N/A
1617	\$446,000	2/2	\$451.4	988	Jul 2019	N/A
1618	\$665,000	2/2	\$699.3	951	Nov 2017	OSCAR QUIJA...