



Baltus House

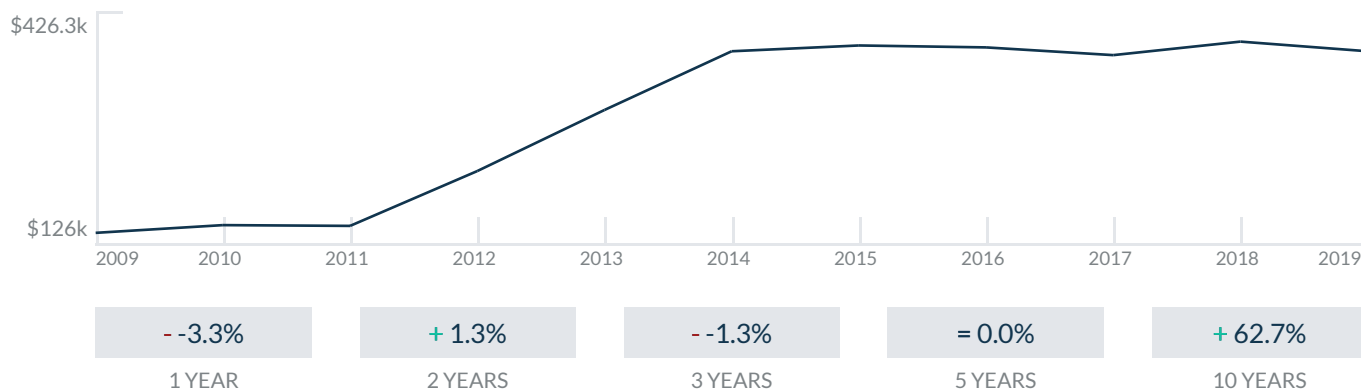
4250 Biscayne Boulevard
Miami, FL 33137

Every month we compile this comprehensive market report focus on Baltus House in this convenient and easy to read format. Our datas comes from more than six different sources including MLS Associations, County Offices and Financial Institutions. Get this report for free every month on our website baltushousecondosforsale.com.

Property Stats

POSTAL CODE 33137

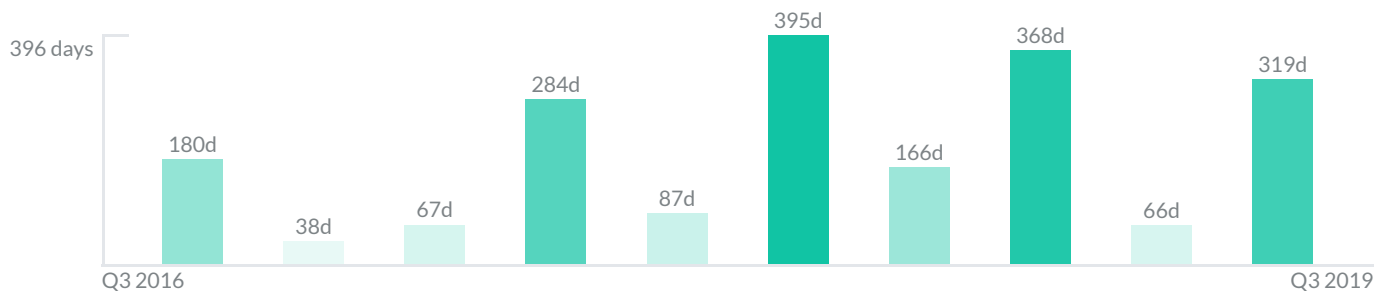
The property stats graph represents the median price evolution since ten years in your postal code area.



Similar Properties

DAYS ON THE MARKET

Everyday 3 months we monitor how many days it takes for similar properties to be sold. This is also a good indicator to know when to buy or sale!



Mortgage Rates

PER YEAR

Understanding mortgage economics is important when you want to buy with a loan. Below is the historical yearly average mortgage rates in the Unites States retrieved from Freddie Mac©

30 YEARS FIXED 4.4%



15 YEARS FIXED 3.9%



5/1-YEAR ADJUSTABLE 3.9%



Schools

CLOSEST

Having good schools nearby is important if you have kids or plan to rent or sell your home. Ratings are retrieved from the leading independent and nonprofit GreatSchools©

ELEMENTARY SCHOOL	MIDDLE SCHOOL	HIGH SCHOOL
BridgePrep Academy	De Hostos Youth Leadership Academy	Senior High School
5/10	1/10	10/10

Insights

IN BALTUS HOUSE

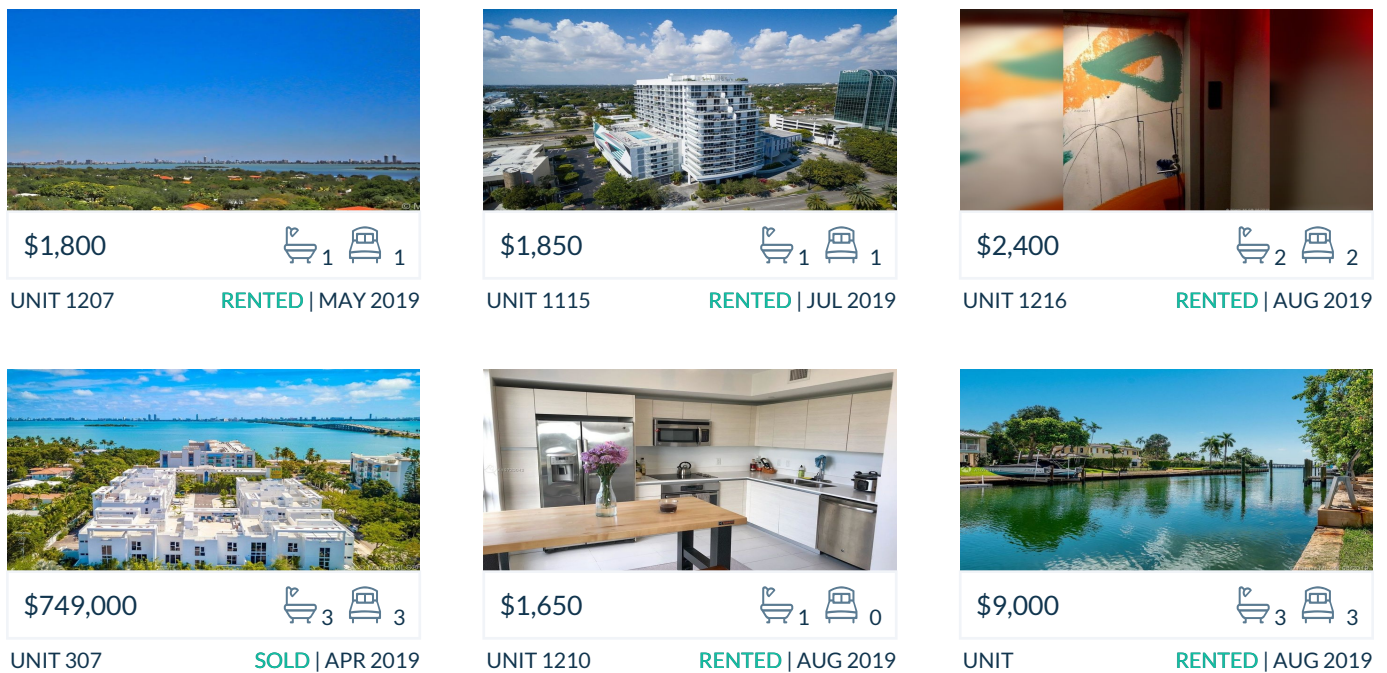
Below the average listing prices of available unit per property type.



Activity

SOLD OR RENTED

Below the latest transactions reported by the local MLS Association for Baltus House



Sold

LAST 20 PROPERTIES SOLD IN BALTUS HOUSE

Unit	Price	Beds/Baths	\$/Sqft	Sqft	Buying Date	Days on Market
307	\$749,000	3/3	\$438.0	1,710	Sep 2019	146
312	\$909,260	2/2	\$506.8	1,794	Jul 2019	491
206	\$725,000	2/2	\$440.7	1,645	Jun 2019	68
105	\$649,000	2/2	\$394.5	1,645	May 2019	63
108	\$409,000	1/1	\$423.8	965	Apr 2019	N/A
101	\$359,100	1/1	\$409.5	877	Mar 2019	368
1103	\$245,000	0/1	\$505.2	485	Oct 2018	289
906	\$225,000	0/1	\$461.1	488	Oct 2018	43
1406	\$213,000	0/1	\$394.4	540	Sep 2018	613
910	\$195,000	0/1	\$413.1	472	Jul 2018	176
1607	\$530,000	3/2	\$368.6	1,438	Feb 2018	122
711	\$300,000	1/1	\$463.0	648	Jan 2018	51
1118	\$475,000	2/2	\$465.7	1,020	Jul 2017	284
1614	\$260,000	1/1	\$382.4	680	Jun 2017	35
1105	\$299,900	1/1	\$405.3	740	Apr 2017	98
510	\$225,000	0/1	\$432.7	520	Mar 2017	38
1415	\$315,000	1/1	\$450.0	700	Aug 2016	314
1002	\$570,000	2/2	\$546.0	1,044	Aug 2016	46

Rented

LAST 20 PROPERTIES RENTED IN BALTUS HOUSE

Unit	Price	Beds/Baths	\$/Sqft	Sqft	Rented Date	Days on Market
1207	\$1,800	1/1	\$2.4	747	Oct 2019	111
1115	\$1,850	1/1	\$2.9	640	Sep 2019	62
1216	\$2,400	2/2	\$2.4	999	Sep 2019	26
1210	\$1,650	0/1	\$2.5	650	Sep 2019	19
N/A	\$9,000	3/3	\$3.1	2,879	Sep 2019	13
1	\$1,800	2/1	\$1.1	1,690	Sep 2019	8
N/A	\$1,990	1/1	\$3.5	569	Aug 2019	79
204	\$4,500	2/2	\$2.5	1,794	Aug 2019	19
N/A	\$12,500	4/4	\$3.1	4,000	Aug 2019	39
1217	\$2,600	2/2	\$2.5	1,060	Aug 2019	65
1402	\$2,900	2/2	\$2.3	1,266	Aug 2019	83
906	\$1,700	1/1	\$3.5	488	Aug 2019	21
1605	\$2,700	2/2	\$2.3	1,183	Jul 2019	95
N/A	\$5,200	3/2	\$3.5	1,506	Jul 2019	16
912	\$1,950	1/1	N/A	N/A	Jul 2019	56
1405A	\$2,250	2/1	\$2.5	896	Jul 2019	189
918	\$2,550	2/2	\$2.7	951	Jul 2019	99
N/A	\$50,000	6/7	\$7.1	7,002	Jul 2019	65
811	\$1,700	1/1	\$2.6	648	Jun 2019	12
916	\$2,500	2/2	\$2.5	999	Jun 2019	19

Currently Listed

ACTIVE LISTINGS 1/4

Unit	Price	Beds/Baths	\$/Sqft	Sqft	Listing Date	Owner
N/A	\$298,000	1/1	\$425.7	700	Oct 2015	N/A
N/A	\$25,000/mth	5/6	\$4.2	5887	Oct 2019	SETH A GISSEN
N/A	\$12,000/mth	5/4	\$3.6	3360	Oct 2019	J WAGNER FR...
N/A	\$8,000/mth	4/3	\$2.6	3100	Jul 2019	N/A
N/A	\$3,200/mth	2/1	\$2.4	1308	Oct 2019	JEREMY KAIS...
N/A	\$3,375/mth	3/2	\$2.5	1352	Jul 2019	N/A
N/A	\$3,500/mth	3/2	\$2.4	1486	Oct 2019	ALEXIS SCHL...
N/A	\$4,900/mth	5/4	\$1.7	2832	Oct 2019	ABRAHAM PI...
N/A	\$7,500/mth	3/3	\$3.7	2048	Oct 2019	ALBERT E MA...
N/A	\$3,000/mth	3/2	\$1.2	2474	Oct 2019	NIKOLAOS D...
N/A	\$3,200/mth	3/1	\$3.0	1078	Oct 2019	MARTHA M G...
3	\$1,100/mth	0/1	N/A	N/A	Oct 2019	N/A
8	\$1,200/mth	0/1	\$3.6	335	Oct 2019	Juan Aranguiz
32	\$1,800/mth	1/1	\$1.6	1154	Oct 2019	N/A
104	\$788,053	2/3	\$439.3	1794	Oct 2019	N/A
106	\$1,200,000	3/3	\$468.6	2561	Oct 2019	TYLER BAHA...
107	\$649,000	2/2	\$459.0	1414	Oct 2019	N/A
109	\$699,000	2/3	\$389.6	1794	Oct 2019	N/A
201	\$359,000	1/1	\$409.4	877	Oct 2019	N/A
207	\$799,000	2/3	\$445.4	1794	Oct 2019	N/A

Currently Listed

ACTIVE LISTINGS 2/4

Unit	Price	Beds/Baths	\$/Sqft	Sqft	Listing Date	Owner
301	\$582,000	2/2	\$500.9	1162	Oct 2019	N/A
302	\$1,199,000	3/3	\$536.2	2236	Oct 2019	N/A
304	\$890,000	2/3	\$496.1	1794	Oct 2019	N/A
305	\$878,000	2/2	\$533.7	1645	Oct 2019	N/A
307	\$5,000/mth	3/3	\$2.9	1710	Oct 2019	
309	\$5,000/mth	2/3	\$2.8	1794	Oct 2019	ONE BAY PRE...
311	\$3,850/mth	2/3	\$2.1	1792	Oct 2019	N/A
509	\$319,900	1/1	\$404.9	790	Mar 2017	N/A
509	\$319,900	1/1	\$404.9	790	Oct 2019	MADELI CAPI...
509	\$1,799/mth	1/1	\$2.5	728	Aug 2019	N/A
609	\$250,000	1/1	\$343.4	728	Mar 2019	N/A
610	\$1,625/mth	0/1	\$3.4	472	Oct 2019	
612	\$289,999	1/1	\$453.1	640	Oct 2019	N/A
707	\$315,000	1/1	\$421.7	747	Oct 2019	GIUSEPPE PEL...
801	\$648,989	2/2	\$611.1	1062	Oct 2019	STEFANO MO...
802	\$648,989	2/2	\$621.6	1044	Oct 2019	STEFANO MO...
803	\$1,550/mth	0/1	\$3.2	485	Oct 2019	
806	\$199,000	0/1	\$407.8	488	Oct 2019	N/A
806	\$1,450/mth	0/1	\$3.0	488	Oct 2019	N/A
810	\$255,000	0/1	\$540.3	472	Oct 2019	BIS BAL LLC C...

Currently Listed

ACTIVE LISTINGS 3/4

Unit	Price	Beds/Baths	\$/Sqft	Sqft	Listing Date	Owner
811	\$292,000	1/1	\$450.6	648	Oct 2019	CHRISTINA D...
816	\$415,000	2/2	\$415.4	999	Oct 2019	ROBERTO BA...
819	\$590,000	2/2	\$590.0	1000	Oct 2019	CIPRIANO AG...
902	\$485,000	2/2	\$464.6	1044	Oct 2019	SILALE LLC C/...
905	\$299,000	1/1	\$404.1	740	Oct 2019	JORGE LUIS P...
906	\$220,000	0/1	\$450.8	488	Oct 2019	N/A
907	\$1,850/mth	1/1	\$2.5	747	Oct 2019	GULLIVER GR...
915	\$1,850/mth	1/1	\$2.6	700	Oct 2019	FELIPE MESSI...
918	\$479,000	2/2	\$469.6	1020	Oct 2019	CARLOS ZAM...
919	\$410,000	2/2	\$429.3	955	Oct 2019	MATCH 919 L...
1001	\$629,000	2/2	\$592.3	1062	Oct 2019	DELTA V GIRB...
1004	\$395,000	1/1	\$533.8	740	Jun 2017	NUBIA ORNEL...
1004	\$395,000	1/1	\$533.8	740	Oct 2019	NUBIA ORNEL...
1005	\$329,900	1/1	\$445.8	740	Apr 2017	N/A
1005	\$329,900	1/1	\$445.8	740	Oct 2019	VALKIRIA GR...
1006	\$1,550/mth	0/1	\$3.2	488	Oct 2019	MARVELIA L A...
1006	\$230,000	0/1	\$471.3	488	Oct 2019	MARVELIA L A...
1018	\$585,000	2/2	\$615.1	951	Oct 2019	ADRIANO TA...
1103	\$1,600/mth	0/1	\$3.3	485	Oct 2019	N/A
1106	\$215,000	0/1	\$440.6	488	Oct 2019	JOSE LUIS ZEN

Currently Listed

ACTIVE LISTINGS 4/4

Unit	Price	Beds/Baths	\$/Sqft	Sqft	Listing Date	Owner
1401	\$3,850/mth	3/2	\$2.4	1606	Oct 2019	JESCAR INVES...
1405	\$350,000	2/1	\$500.0	700	Oct 2019	
1405M	\$2,450/mth	2/1	\$2.7	900	Oct 2019	N/A
1405	\$2,300/mth	2/1	\$2.6	900	Oct 2019	N/A
1416	\$549,999	2/2	N/A	N/A	Oct 2019	SAMUNAYA LC
1505	\$525,000	2/2	\$443.8	1183	Oct 2019	BGI FINANCI...
1508	\$2,300/mth	1/2	\$2.9	790	Oct 2019	SALSA BEACH...
1514	\$295,000	1/1	\$478.9	616	Sep 2019	N/A
1516	\$599,000	2/2	\$599.6	999	Jul 2017	N/A
1516	\$599,000	2/2	\$599.6	999	Oct 2019	LUIGI DE LIBE...
1517	\$529,000	2/2	\$535.4	988	Oct 2019	GIUSEPPE STE...
1602	\$995,000	3/2	\$423.0	2352	Jul 2019	N/A
1609	\$689,000	2/2	\$546.4	1261	Oct 2019	
1612	\$298,000	1/1	\$425.7	700	Oct 2019	N/A
1612	\$1,900/mth	1/1	\$2.7	700	Oct 2019	N/A
1615	\$1,950/mth	1/1	N/A	N/A	Oct 2019	N/A
1617	\$445,900	2/2	\$451.3	988	Oct 2019	ARMANDO B...