



Baltus House

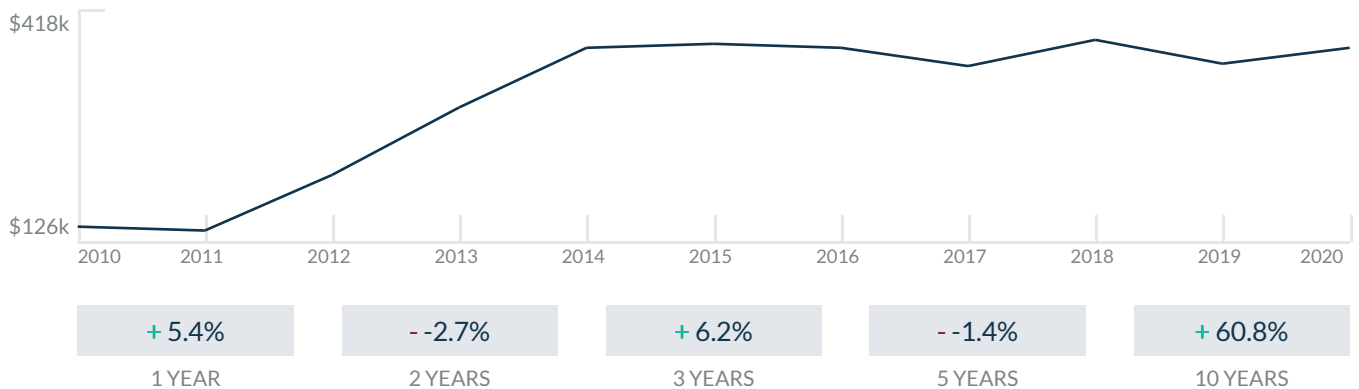
4250 Biscayne Boulevard
Miami, FL 33137

Every month we compile this comprehensive market report focus on Baltus House in this convenient and easy to read format. Our datas comes from more than six different sources including MLS Associations, County Offices and Financial Institutions. Get this report for free every month on our website baltushousecondosforsale.com.

Property Stats

POSTAL CODE 33137

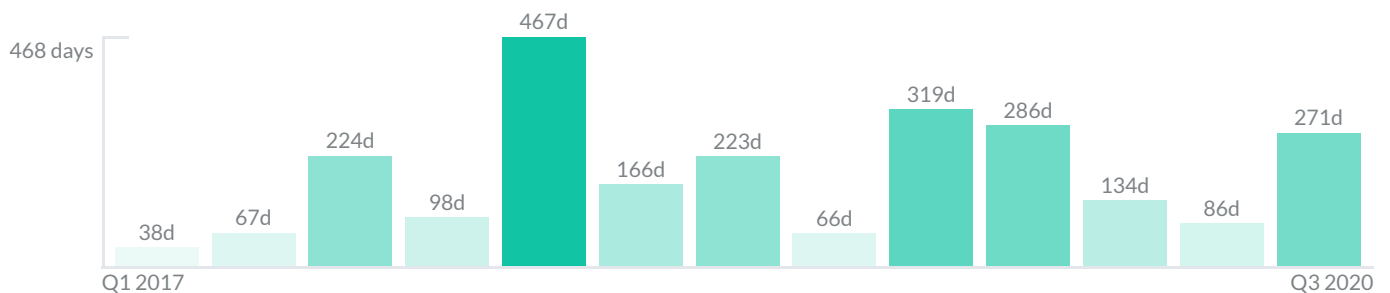
The property stats graph represents the median price evolution since ten years in your postal code area.



Similar Properties

DAYS ON THE MARKET

Everyday 3 months we monitor how many days it takes for similar properties to be sold. This is also a good indicator to know when to buy or sale!



Mortgage Rates

PER YEAR

Understanding mortgage economics is important when you want to buy with a loan. Below is the historical yearly average mortgage rates in the Unites States retrieved from Freddie Mac©

30 YEARS FIXED 4.4%



15 YEARS FIXED 3.9%



5/1-YEAR ADJUSTABLE 3.9%



Schools

CLOSEST

Having good schools nearby is important if you have kids or plan to rent or sell your home. Ratings are retrieved from the leading independent and nonprofit GreatSchools©

ELEMENTARY SCHOOL	MIDDLE SCHOOL	HIGH SCHOOL
BridgePrep Academy	De Hostos Youth Leadership Academy	Senior High School
5/10	1/10	10/10

Insights

IN BALTUS HOUSE

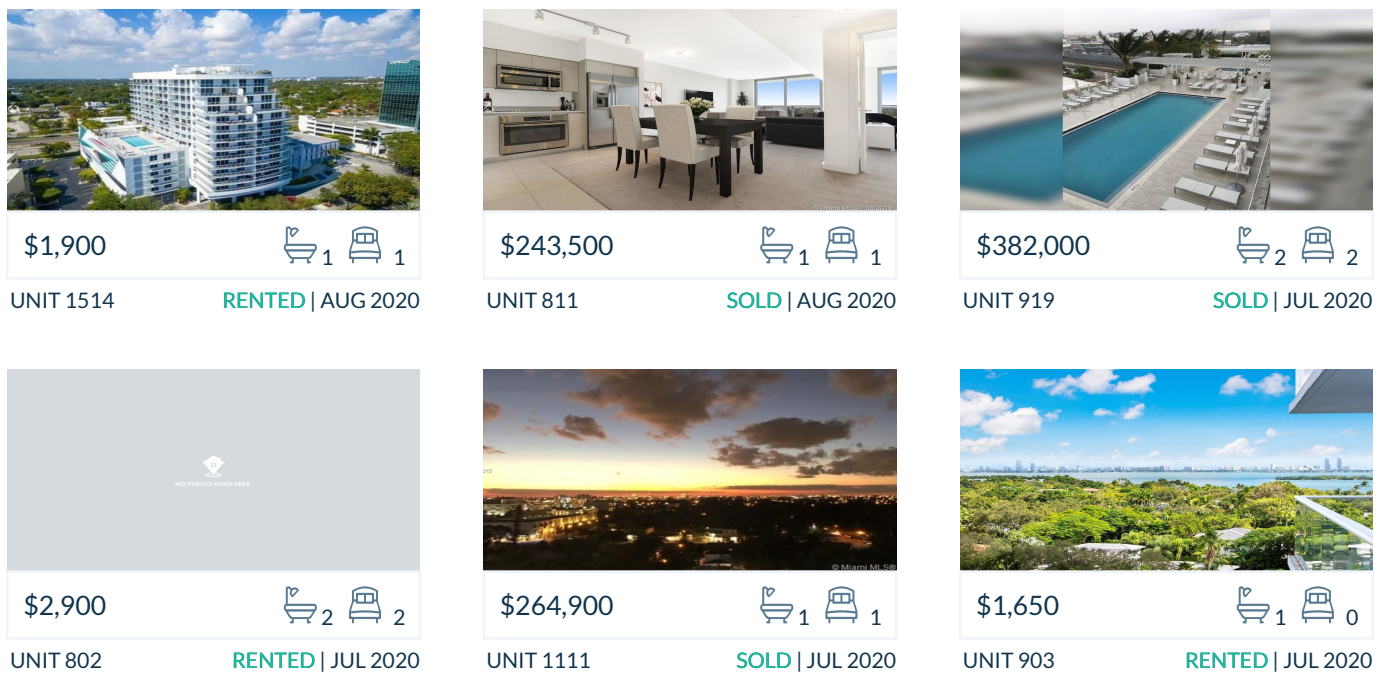
Below the average listing prices of available unit per property type.



Activity

SOLD OR RENTED

Below the latest transactions reported by the local MLS Association for Baltus House



Sold

LAST 20 PROPERTIES SOLD IN BALTUS HOUSE

Unit	Price	Beds/Baths	\$/Sqft	Sqft	Buying Date	Days on Market
811	\$243,500	1/1	\$375.8	648	Aug 2020	404
919	\$382,000	2/2	\$400.0	955	Jul 2020	138
1111	\$264,900	1/1	\$408.8	648	Jun 2020	86
1011	\$255,000	1/1	\$393.5	648	Mar 2020	25
1106	\$215,000	0/1	\$440.6	488	Mar 2020	328
1108	\$2,200	1/1	\$2.8	790	Jan 2020	50
609	\$250,000	1/1	\$343.4	728	Nov 2019	213
313	\$675,000	3/3	\$457.6	1,475	Oct 2019	108
712	\$295,000	1/1	\$460.9	640	Oct 2019	538
307	\$749,000	3/3	\$438.0	1,710	Sep 2019	146
312	\$909,260	2/3	\$506.8	1,794	Jul 2019	491
206	\$725,000	2/2	\$440.7	1,645	Jun 2019	68
105	\$649,000	2/2	\$394.5	1,645	May 2019	63
108	\$409,000	1/1	\$423.8	965	Apr 2019	N/A
101	\$359,100	1/1	\$409.5	877	Mar 2019	368
1108	\$2,200	1/1	\$2.8	790	Jan 2019	77
1103	\$245,000	0/1	\$505.2	485	Oct 2018	289
906	\$225,000	0/1	\$461.1	488	Oct 2018	43
1406	\$213,000	0/1	\$394.4	540	Sep 2018	613
1406	\$213,000	0/1	\$394.4	540	Sep 2018	613

Rented

LAST 20 PROPERTIES RENTED IN BALTUS HOUSE

Unit	Price	Beds/Baths	\$/Sqft	Sqft	Rented Date	Days on Market
1514	\$1,900	1/1	\$3.1	616	Aug 2020	31
802	\$2,900	2/2	\$2.2	1,317	Jun 2020	58
903	\$1,650	0/1	\$3.2	520	May 2020	79
1209	\$2,300	1/1	\$2.9	790	Mar 2020	24
711	\$1,900	1/1	\$2.9	648	Mar 2020	12
1016	\$2,850	2/2	\$2.7	1,060	Mar 2020	64
607	\$1,600	0/1	\$2.6	610	Mar 2020	22
805	\$1,800	1/1	\$2.6	690	Feb 2020	109
1107	\$1,950	1/1	\$2.6	747	Feb 2020	33
910	\$1,575	0/1	\$3.3	472	Feb 2020	100
811	\$1,800	1/1	\$2.8	648	Feb 2020	54
N/A	\$2,800	3/2	\$1.1	2,474	Jan 2020	130
907	\$1,850	1/1	\$2.5	747	Jan 2020	195
511	\$1,840	1/1	\$2.8	648	Jan 2020	36
1401	\$3,850	3/2	\$2.4	1,606	Jan 2020	202
904	\$1,875	1/1	\$2.8	672	Jan 2020	70
1410	\$1,550	0/1	\$3.3	472	Jan 2020	26
1601	\$3,450	2/2	\$2.6	1,317	Dec 2019	37
1612	\$1,750	1/1	\$2.5	700	Dec 2019	81
1006	\$1,550	0/1	\$3.2	488	Dec 2019	112

Currently Listed

ACTIVE LISTINGS 1/2

Unit	Price	Beds/Baths	\$/Sqft	Sqft	Listing Date	Owner
601	\$595,000	2/2	\$560.3	1062	Jul 2020	DOMINGOS S...
602	\$569,000	2/2	N/A	N/A	Jul 2020	N/A
612	\$279,000	1/1	\$435.9	640	Aug 2020	N/A
701	\$2,590/mth	2/2	\$2.4	1100	Aug 2020	N/A
707	\$1,900/mth	1/1	\$2.5	747	Jul 2020	GIUSEPPE PEL...
707	\$269,000	1/1	\$360.1	747	Aug 2020	GIUSEPPE PEL...
708	\$1,800/mth	1/1	\$2.5	730	Aug 2020	
810	\$1,850/mth	0/1	\$3.9	472	Aug 2020	BIS BAL LLC C...
906	\$225,000	0/1	\$461.1	488	Aug 2020	N/A
1003	\$210,000	0/1	\$433.0	485	Jul 2020	
1004	\$1,850/mth	1/1	\$2.5	740	Jul 2020	NUBIA ORNEL...
1012	\$2,000/mth	1/1	\$2.9	700	Jul 2020	
1014	\$1,800/mth	1/1	\$2.9	616	Aug 2020	LEONARDO F...
1017	\$2,700/mth	2/2	\$2.5	1060	Aug 2020	ALEJANDRO...
1211	\$1,800/mth	1/1	\$2.6	700	Aug 2020	JUAN POJ
1217	\$2,600/mth	2/2	\$2.5	1060	Aug 2020	NEHA MIGLANI
1407	\$2,400/mth	1/1	\$3.2	747	Jul 2020	TODD ORETS...
1408	\$2,000/mth	1/1	\$2.5	790	Jul 2020	
1416	\$2,999/mth	2/2	\$3.0	999	Aug 2020	SAMUNAYA LC
1501	\$750,000	2/2	\$528.2	1420	Jun 2020	RANDA HAFF...

Currently Listed

ACTIVE LISTINGS 2/2

Unit	Price	Beds/Baths	\$/Sqft	Sqft	Listing Date	Owner
1505	\$2,500/mth	2/2	\$2.1	1183	Jul 2020	BGI FINANCI...
1512	\$1,800/mth	1/1	N/A	N/A	Jul 2020	SUSANA ROM...